

Year	Revenue	Expenses	Profit
2010	100	80	20
2011	120	90	30
2012	150	100	50
2013	180	120	60
2014	200	140	60
2015	220	160	60
2016	250	180	70
2017	280	200	80
2018	300	220	80
2019	320	240	80
2020	350	260	90
2021	380	280	100
2022	400	300	100
2023	420	320	100
2024	450	340	110
2025	480	360	120
2026	500	380	120
2027	520	400	120
2028	550	420	130
2029	580	440	140
2030	600	460	140






||
||
||




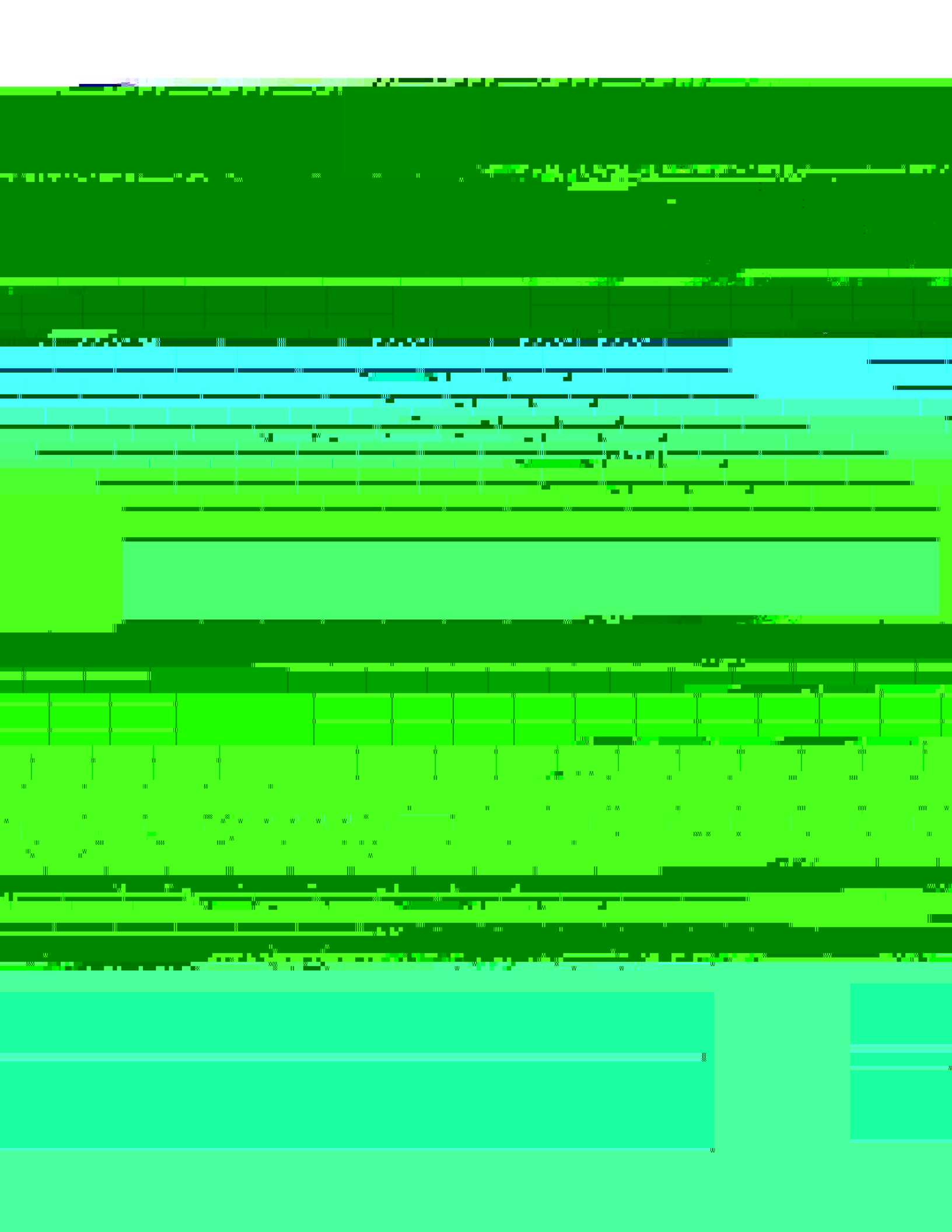
||
||
||
||
||
||

















BRAND

D G L E H C







[Redacted]

[Redacted]

m

w

n

